

Gudeng Precision Industrial Co. Ltd

家登精密工業股份有限公司



Partner with **H.E.A.R.T.** , Grow with **P.A.S.S.I.ON.**

Spokesperson Lynn Chu
(02)2268-9141
Lynn.Chu@gudeng.com



Safe Harbor Notice



This presentation includes forward-looking statements. Forward-looking statements refer to statement that address activities, events or developments that Gudeng Precision expects or anticipates will or may occur in the future (including but not limited to projections, targets, estimates, market share, total addressable market (TAM) and business plans).

Gudeng's forward-looking statements are subject to significant risks and uncertainties and actual results may differ materially from those contained in the forward-looking statements. Gudeng does not undertake any obligation to publicly update any forward-looking statement to reflect events or circumstances after the date on which any such statement is made or to reflect the occurrence of unanticipated events.

Agenda

Abstract geometric shapes in blue and magenta, resembling stylized crystals or facets, positioned below the title.

1

Company Profile

2

Reticle Handling Solutions

3

Wafer Handling Solutions

4

Advanced Packaging
Handling Solutions

5

Aerospace Solutions

6

Operational Performance



Company Profile





Gudeng Company Overview



Gudeng Aerospace Inc.

Gudeng Inc./ TSS Holdings

**Gudeng Headquarter
WeSolutions**

Gudeng Venture Capital
Fuxing Factory

Gudeng
Japan Inc.

**Gudeng
Korea**

Gudeng
Chongqing
Factory

Shanghai

Gudeng
Equipment
Hsinchu

Taipei

Taichung

Suting Precision

Gudeng
Kunshan
Factory

Gudeng Tree Valley Factory

Shanghai Jiaqian

Tainan

Kaohsiang

JYR Aviation Component

▶ Established : Mar. 20th , 1998

▶ Employee : 1300 up

▶ Capital : US\$ **32** million

▶ **2022** Group Revenue : US\$ **150** million

▶ **2023** Group Revenue : US\$ **162** million

▶ **2024** Group Revenue : US\$ **206** million

▶ **2025** Group Revenue : US\$ **232** million

▶ **2026 Jan.~Apr.** Group Revenue : US\$ **87.5** million **20%↑**

Semiconductor

- Mask Handling Solutions
- Wafer Handling Solutions
- Advance Packaging Handling Solutions
- Other Service

Aerospace

- Hydraulic Cylinders
- Heat Conduction Tubes
- Dynamic Balancing Motor
- Thermal Conductivity Bead



Gudeng Production Map



Gudeng

● Gudeng
● Major Client

Kurume Factory
Overseas Production Base
Main structure completed by the end of 2026

- Reticle Handling Solutions
- Wafer Handling Solutions

Kunshan & Chongqing Factory
China Local Supply

- Mature Reticle Handling Solutions
- Wafer Handling Solutions

Tree Valley Factory P1/ P2
Main Production Base

- Reticle Handling Solutions
- Wafer Handling Solutions
- Advanced Packaging Handling Solutions

ST Science Park Factory
Gudeng Equipment Production Base
completed by Jun. 2026

- EUV Mask related Equipment
- Automation and Inspection Equipment

Fuxing Factory
North Production & Mold Processing Center
WeSolutions Headquarter
RD / Production for Cooling

- Semiconductor Processing
- Cooling Solutions

Gudeng US
Warehouse · FAE · NC Processing
pilot run by Q4 2026

- Aerospace and Semiconductor Component Manufacturing
- Local Customer Service

ESMC

Samsung / Hynix

China Customers

TSMC Fab23(P1~P2)

TSMC AP6~AP7

TSMC Fab18(P1~P9) AP5 · AP8

TSMC Fab21(P1~P3) AP9~AP10

Parker / Boeing / GE / Honeywell

TSMC Fab22(P1~P4)

TSMC Fab20(P1~P4) AP1~AP3



Reticle Handling Solutions



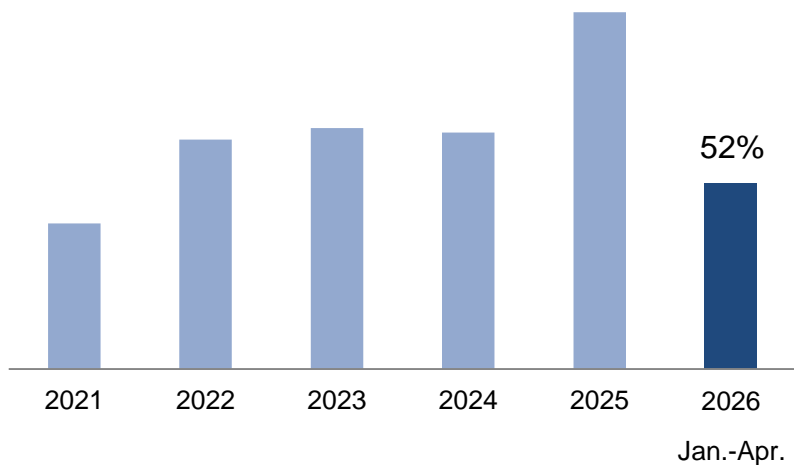


Gudeng Performance _EUV Pod



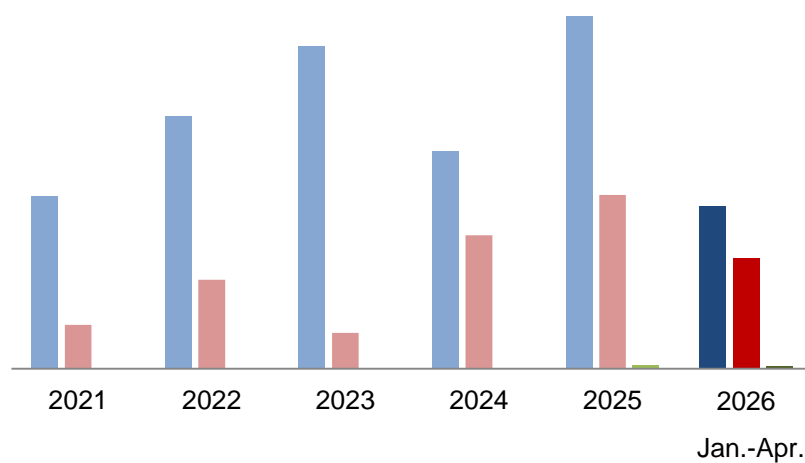
Gudeng

EUV Pod



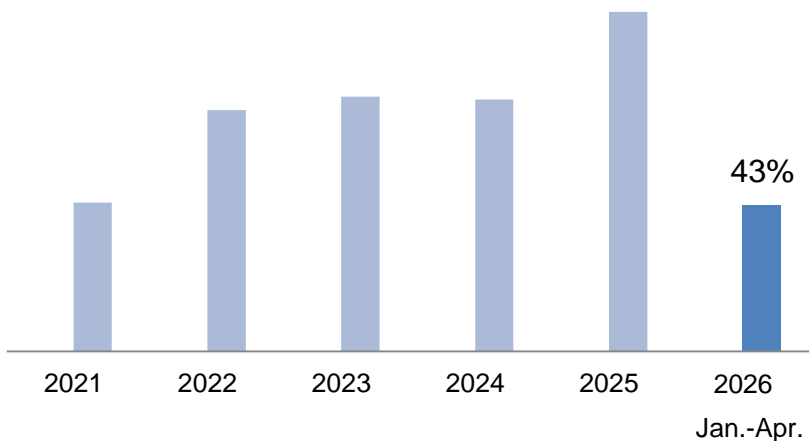
EUV G/GP

■ G ■ GP ■ Phase 2_G

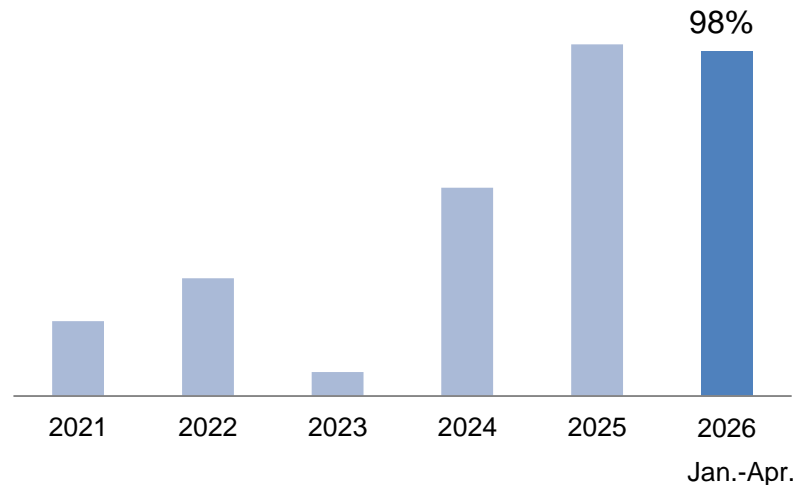




Taiwan EUV Pod



Overseas EUV Pod



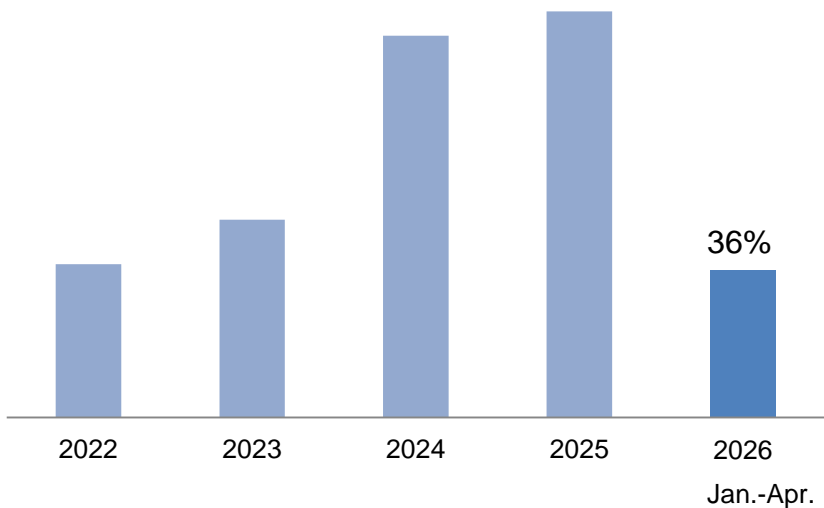


Wafer Handling Solutions

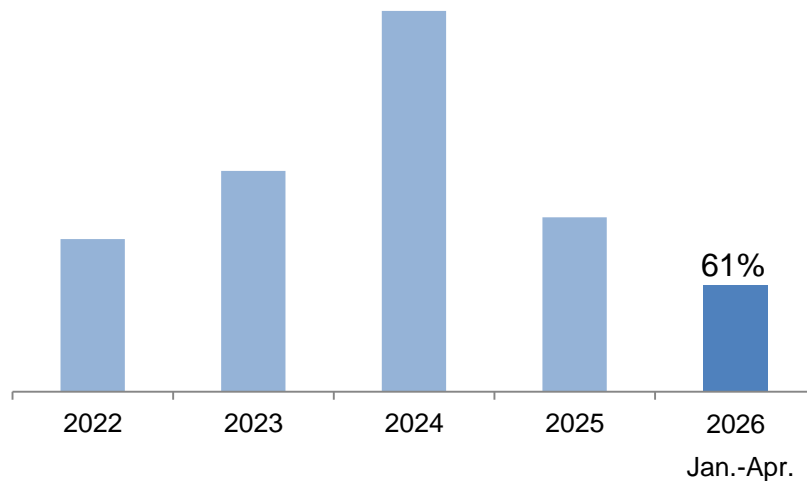




FOUP




China FOUP





Advanced Packaging Handling Solutions





Advance Packaging Total Solution



Chip on Wafer
Chip on Panel

Silicon Interposer



Frame FOU
Taiwan/ US/ Korea



Diffuser FOU
P30 FOU
Taiwan



Chip on Panel FOU
Chip on Panel FOSB
Taiwan/ US

on Substrate

ABF / CCL



Panel FOU
• 5XX*6XX
Korea




Panel FOU
• 510*510
• 510*515
Taiwan

FoPLP

Glass Interposer

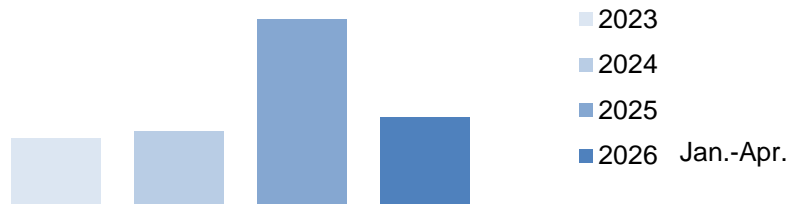


Quarter Panel FOU
• 310*310
• 300*300
• 243*241
• 240*241
• 247*246
• 247*163
Taiwan
China
US



Panel FOU
• 510*515
• Large Tray
Korea/ Japan
China/ US

Advanced Packaging Carriers



Collaborating with Suting Precision



Aerospace Solutions



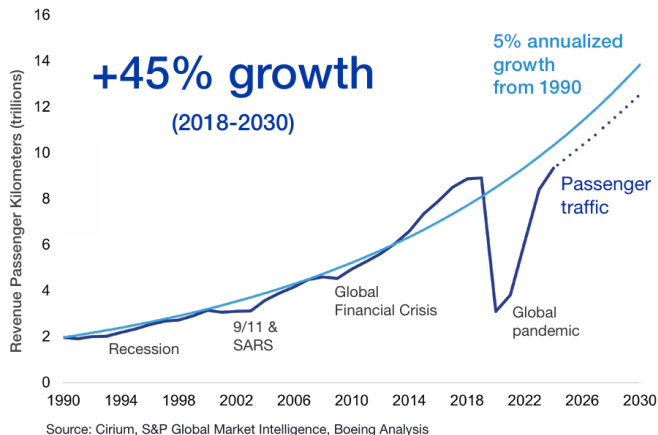


Aerospace Market and Revenue Performance

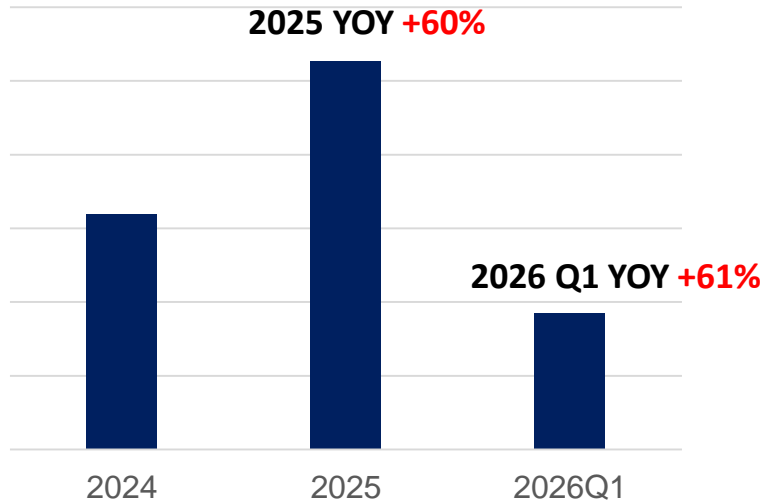


Gudeng

Aviation's resilience is proven; this is a growth industry



Strong rebound after COVID-19



Revenue has maintained a high growth trend for the past three years.

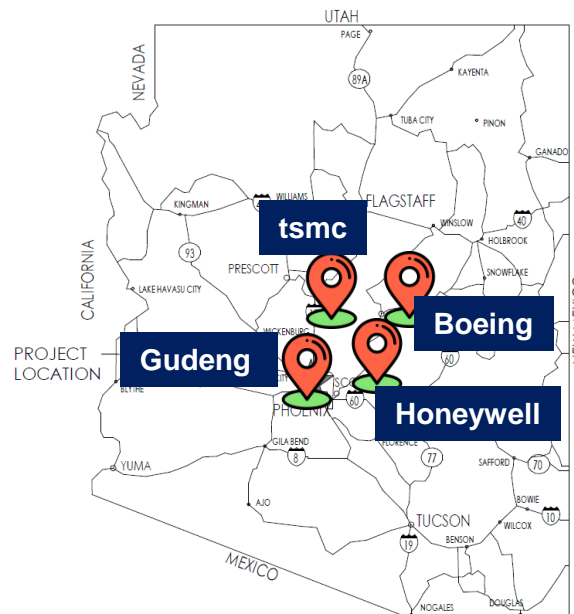


Why U.S.

- Reduce geopolitical risks
- Strengthen cooperation with major customers
- Localize supply chain
- Develop sustainable business

pilot run by Q4 2026

Phoenix, Arizona





Operational Performance





Income Statement YOY



	2026 Q1		2025 Q1	
Revenue	60,162,871	100%	55,122,452	100%
Cost	34,513,645	57%	31,004,839	56%
Gross Profit	25,649,226	43%	24,117,613	44%
Expense	16,248,194	27%	14,373,129	26%
Net Operating Income	9,401,032	16%	9,744,484	18%
Non-operating revenue and expenses	1,513,581	3%	(461,839)	-1%
Income Before Tax	10,914,613	18%	9,282,645	17%
Net Income	8,972,677	15%	7,104,677	13%
EPS	2.54 (NTD)		2.19 (NTD)	

USD

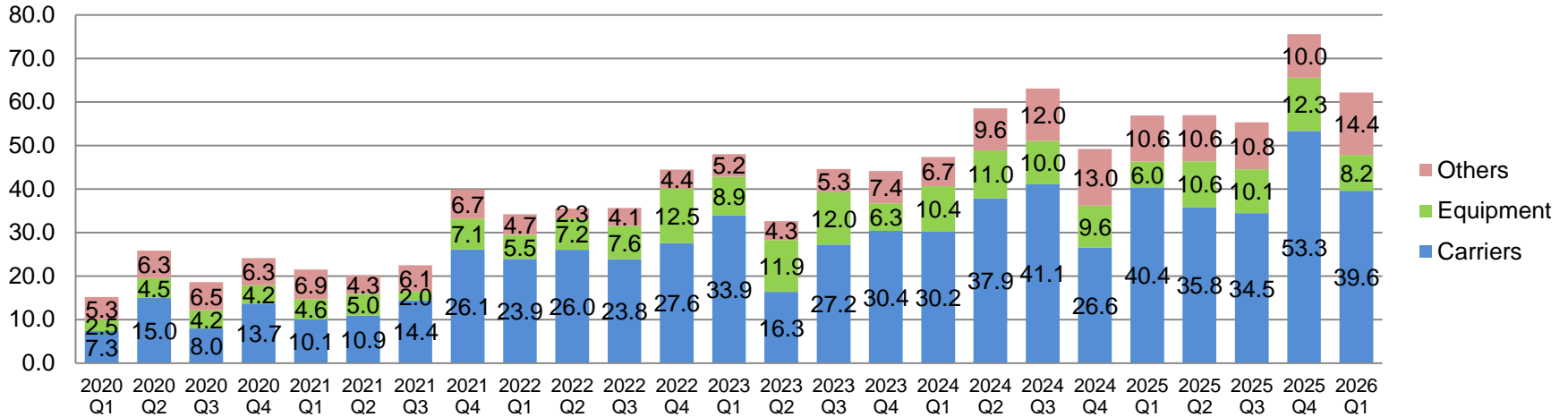


Gudeng Group Revenue (Quarterly)



Gudeng

Consolidated Revenue



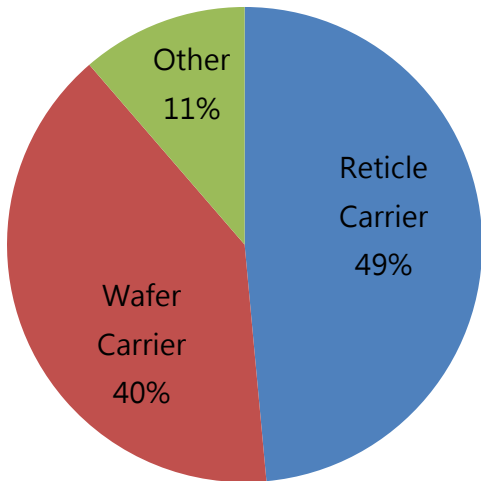
US million dollars



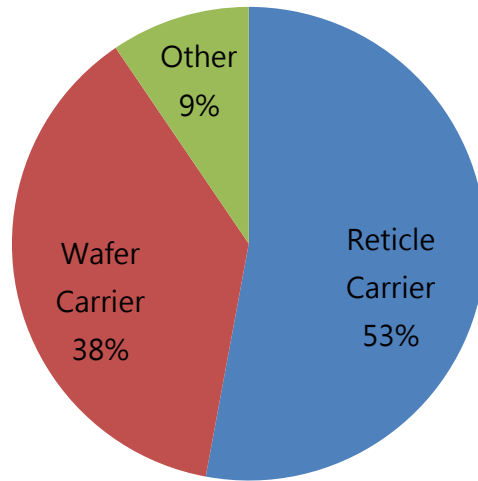
Gudeng Revenue (Quarterly)



2024 Q3



2025



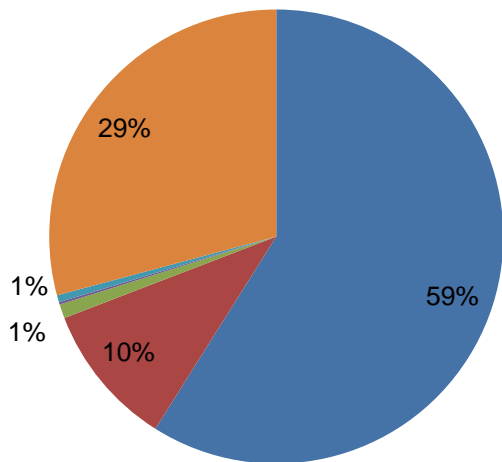
Gudeng



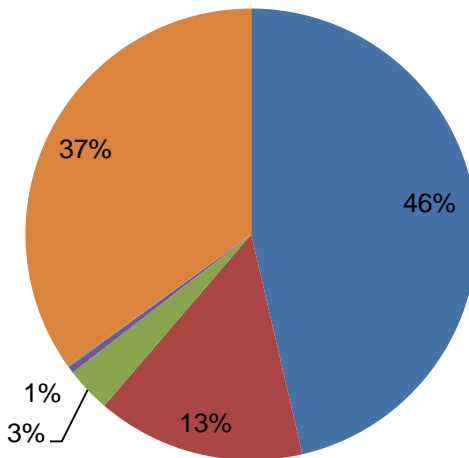
Gudeng Revenue Regional Distribution



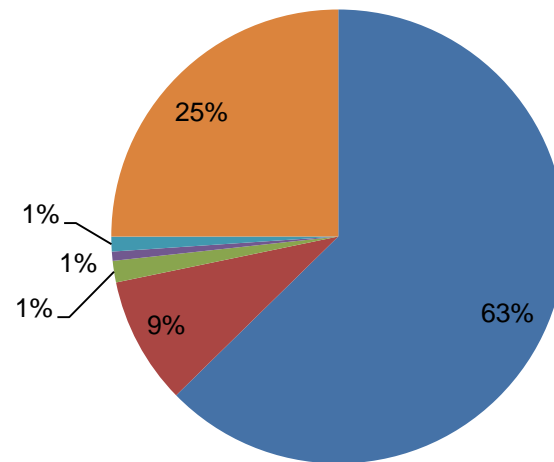
2023



2024



2025



■ Taiwan ■ US ■ Asia ■ Other ■ Europe ■ China

Gudeng



Gudeng 2026 Greater China Market



Shandong

- Qingdao SiEn
- Qingdao Aoi
- Jinan Quanyi
- **Jinan Qingfang**

Zhejiang

- FullSemi
- Hangzhou Silan
- Zhejiang Chuangxin
- JSET (Shaoxing)
- **Hangzhou HFC**

Chongqing

- Chongqing AOS
- Chongqing Xinlian
- Resources West Microelectronics

Jiangsu

- **Nanjing TSMC**
- Maxscend
- SPIL Suzhou
- Jiangsu Silicon Integrity
- AMEC
- Wuxi Disi
- SK Hynix Wuxi
- JCAP
- HJTC

Guangdong

- Shenzhen Newway
- Shenzhen Qingyi
- Guangzhou CanSemi
- New Ray Mask
- Shenzhen SMIC
- **Shenzhen SwaySure**
- Shenzhen Pensun
- **Shenzhen Pengxin**
- Guangmao

Beijing/Tianjin

- **Beijing SMIC**
- **Changxin**
- Beijing YanDong
- Yongxin Beijing
- Beijing Selex
- **Tianjin SMIC**

Liaoning

- Hynix Dalian

Shanghai

- **SMIC**
- TSMC F10
- Advanced Semi
- Shanghai Toppan
- GTA Semi
- Shanghai Zing
- Advanced Silicon
- Shanghai IC
- **Shanghai GTX**
- TSFC
- XYX Technology

Shaanxi

- Xian ESWIN

Hubei

- **XMC**
- Wuhan Chuxing
- Wuhan Global Sensor
- **YMTC**

Anhui

- **Hefei Nexchip**
- Hefei Shiya
- Hefei Qingyi
- **CXMT**
- Anhui Poly Micros

Fujian

- Xiamen Silan
- **Xiamen United Semi**
- **PDMCX**
- Quliang Electronics
- **JHICC(Jinhua)**

- **Customer of Gudeng**
- **Customer of Gudeng/ Gudeng Equipment**





Reticle Carriers

- Technology transfer to Kunshan fab by Q3 2025
- Over 90% market share of mask box for mask shops
- Over 70% market share of RSP150 for new fabs
- Entering supply of blank carriers; expected to grow in 2026
- Reticle carrier business expected to show significant growth in 2026



Wafer Carriers

- Technology of advanced FOUP transfer to Kunshan fab by Q3 2026
- Customers are increasing capital expenditures, resulting in significant revenue growth for wafer carriers
- Securing over 60% of the baseline FOUP orders for new fabs, with a high proportion of advanced FOUPs



Advanced Packaging Carriers

- Main Supplier of major customers for panel-level packaging carriers
- Mass production of 3D packaging carriers will significantly contribute to revenue in 2026

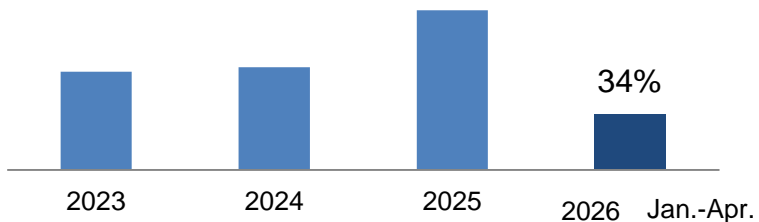


Gudeng Revenue Regional Trend

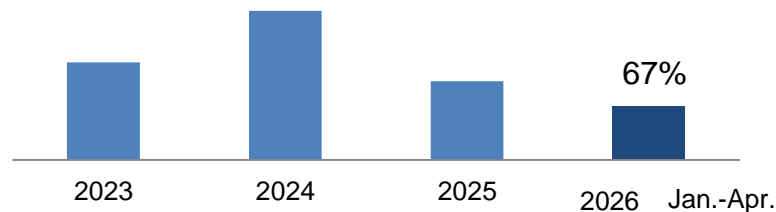


Gudeng

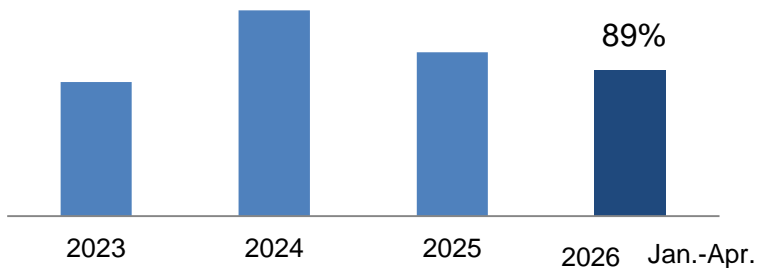
Taiwan



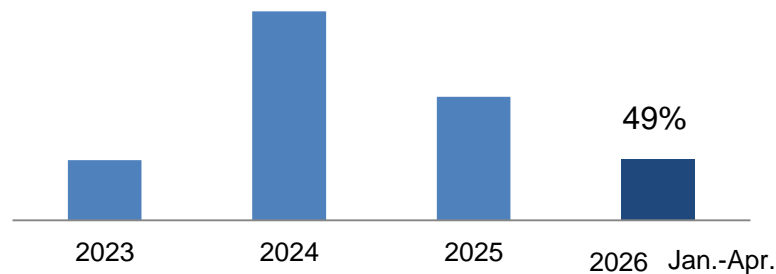
China



US



Japan & Korea

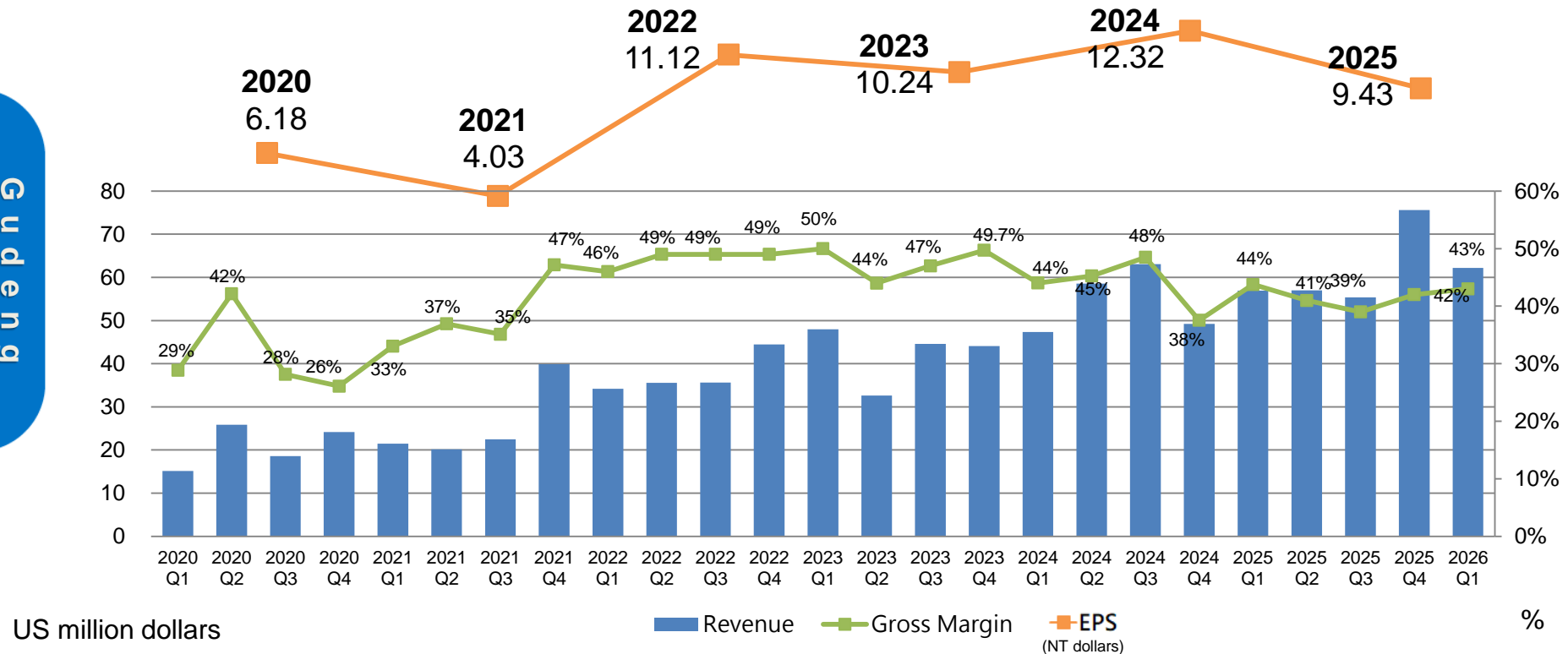




Gudeng Gross Margin (Quarterly)



Gudeng



US million dollars

Revenue Gross Margin EPS (NT dollars)

%



Gudeng Sustainability Performance



ENVIRONMENTAL

2024 Reduce **45%** of Carbon Emissions
 2024 Reduce **67%** of Water Usage
 2024 Reduce **25%** of Industrial Waste

- **ISCC PLUS**
- ISO 50001
- CDP: Climate Change B
- CDP: Water Security A-
- CDP: SEA A-



SOCIAL

2024 Average Salary **19** months
 2024 Offered **270** high-quality job opportunities
 2024 Average Employee Benefits **NT\$ 796,000**

Participating **20** social welfare initiatives,
 generating benefits valued at **NT\$ 6.46 million.**



- Taiwan FINI 100
- TCSA Sustainability Report Award
- TCSA Sustainable Comprehensive Performance Award
- CSR Excellence Awards

GOVERNANCE

2025 Group Revenue **NT\$ 7.3 billion**
 2025 EPS **9.43** (NT dollars)
 2024 Corporate Governance Evaluation **6-20%**

- Customer Satisfaction Survey **95** points
- **ISO 20400** Sustainable procurement - Guidance
- RBA – Silver Certification
- TTQS – Silver Certification
- TIPS –Level A

ESG Report





Thank You
www.gudeng.com